

# Microsoft FRx Professional

Sold, implemented, and supported by



**Synergy**  
BUSINESS SOLUTIONS

800-481-8590 ■ www.synergybusiness.com

**Microsoft**  
GOLD CERTIFIED  
Partner

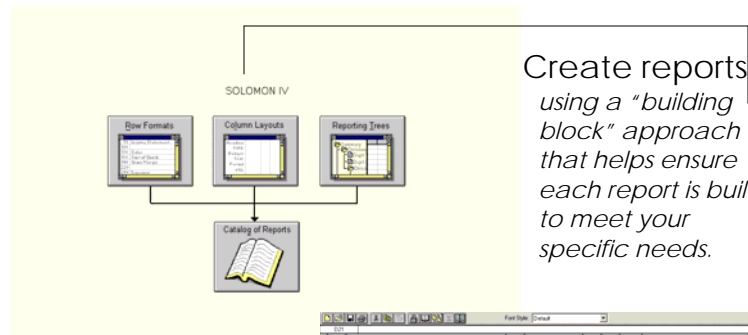
Microsoft Business Solutions  
Data Management Solutions

## Microsoft Dynamics™ SL

### Benefits

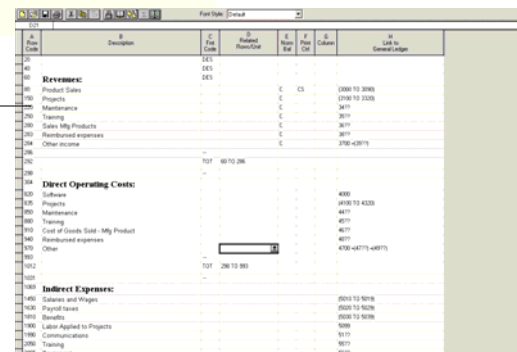
- Build custom reports**  
 Piece reports together using a “building block” approach that facilitates easy design and maintenance and helps ensure each report communicates the right information.
- Create presentation-quality reports**  
 Design presentation-quality reports by defining formatting and fonts directly in the report building blocks.
- Streamline administrative work**  
 Automated report processing and distribution capabilities help reduce the time employees spend on administrative work, freeing them to analyze information and make informed, strategic decisions.
- Simplify the report building process**  
 The spreadsheet look and feel allows anyone with appropriate

Master your financial reporting process with Microsoft Dynamics SL for Analytics– Microsoft FRx® Professional. High-performance capabilities give you comprehensive, highly customizable financial and management reports that are

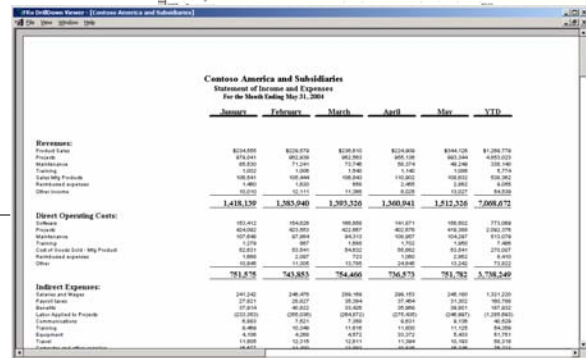


Create reports using a “building block” approach that helps ensure each report is built to meet your specific needs.

The Spreadsheet look and feel makes it easy for anyone with appropriate access privileges to create customized reports.



Account	Revenue	Costs	Expenses	Net Income
Revenue:				
Product Sales	1,000,000			1,000,000
Project Sales	500,000			500,000
Maintenance	100,000			100,000
Training	50,000			50,000
Cost of Goods Sold - My Product		300,000		(300,000)
Manufactured expenses		100,000		(100,000)
Other income			100,000	100,000
<b>Direct Operating Costs:</b>				
Salaries			400,000	(400,000)
Projects			100,000	(100,000)
Maintenance			50,000	(50,000)
Training			25,000	(25,000)
Cost of Goods Sold - My Product			300,000	(300,000)
Manufactured expenses			100,000	(100,000)
Other			475,000	(475,000)
<b>Indirect Expenses:</b>				
Salaries and Wages			500,000	(500,000)
Payroll taxes			50,000	(50,000)
Benefits			50,000	(50,000)
Labor Applied to Projects			50,000	(50,000)
Communications			50,000	(50,000)
Training			50,000	(50,000)



	January	February	March	April	May	YTD
<b>Revenue:</b>						
Product Sales	\$124,888	\$278,878	\$108,810	\$224,858	\$444,128	\$1,181,562
Project Sales	\$18,244	\$85,238	\$81,963	\$85,128	\$89,244	\$439,827
Maintenance	\$8,820	\$7,248	\$7,248	\$8,214	\$8,248	\$39,888
Training	\$2,000	\$2,000	\$2,000	\$2,000	\$2,000	\$10,000
Cost of Goods Sold - My Product	\$100,000	\$100,000	\$100,000	\$100,000	\$100,000	\$500,000
Manufactured expenses	\$800	\$800	\$800	\$800	\$800	\$4,000
Other income	\$10,000	\$10,000	\$10,000	\$10,000	\$10,000	\$50,000
<b>1,418,130</b>	<b>1,383,940</b>	<b>1,293,326</b>	<b>1,360,941</b>	<b>1,212,236</b>	<b>1,668,672</b>	
<b>Direct Operating Costs:</b>						
Salaries	\$85,412	\$84,828	\$88,888	\$88,811	\$88,888	\$436,807
Projects	\$14,882	\$14,882	\$14,882	\$14,882	\$14,882	\$73,928
Maintenance	\$7,248	\$7,248	\$7,248	\$7,248	\$7,248	\$36,240
Training	\$2,000	\$2,000	\$2,000	\$2,000	\$2,000	\$10,000
Cost of Goods Sold - My Product	\$80,000	\$80,000	\$80,000	\$80,000	\$80,000	\$400,000
Manufactured expenses	\$800	\$800	\$800	\$800	\$800	\$4,000
Other	\$10,000	\$10,000	\$10,000	\$10,000	\$10,000	\$50,000
<b>761,375</b>	<b>743,853</b>	<b>764,406</b>	<b>756,673</b>	<b>761,782</b>	<b>3,738,249</b>	
<b>Indirect Expenses:</b>						
Salaries and Wages	\$44,242	\$44,242	\$44,242	\$44,242	\$44,242	\$221,210
Payroll taxes	\$7,248	\$7,248	\$7,248	\$7,248	\$7,248	\$36,240
Benefits	\$7,248	\$7,248	\$7,248	\$7,248	\$7,248	\$36,240
Labor Applied to Projects	\$7,248	\$7,248	\$7,248	\$7,248	\$7,248	\$36,240
Communications	\$7,248	\$7,248	\$7,248	\$7,248	\$7,248	\$36,240
Training	\$7,248	\$7,248	\$7,248	\$7,248	\$7,248	\$36,240

Finished Microsoft FRx reports are presentation-quality, with drill-down capabilities that let you pinpoint detailed information.

<b>Custom Report Design</b>	Use a “building block” approach to design reports, defining the rows and columns that will appear with a reporting tree that establishes the relationship between reporting units.
<b>Familiar Spreadsheet Interface</b>	Create financial statements easily by leveraging a familiar spreadsheet interface and tight integration with the Microsoft Dynamics SL account and database structure.
<b>Top-Level Report Analysis</b>	Achieve superior report analysis by consolidating information from multiple companies and data sources—including unposted transactions or base period referencing—or by creating custom report relationships.
<b>Sophisticated Calculations</b>	Implement mathematics and if/then logic to incorporate complex calculations into your reports.
<b>Report Relationship Customization</b>	Create new reporting relationships by changing the reporting structure without affecting data entry processes or rearranging account segments in the general ledger.
<b>Bottom-Level Report Analysis</b>	Analyze information from summary all the way down to transaction details with the Microsoft FRx DrillDown Viewer™.
<b>Multiple Report Formats</b>	View reports on the screen and drill down into underlying data. Print reports for presentations, e-mail them for easy distribution, or export them to spreadsheets for additional analysis.
<b>Web-Based Reports</b>	Publish, store, and manage reports through your Intranet or Internet, yet maintain full drill-down and printing functionality.
<b>Custom Security Settings</b>	Set security by Reporting Tree level to ensure information is accessed by only those users that have the right permission settings.
<b>Automate Report Delivery and Production</b>	Use the Microsoft FRx Report Server to automate the production and distribution of reports in a scalable, high-speed reporting environment.
<b>XBRL Support</b>	Create and publish reports that are compliant with Extensible Business Reporting Language (XBRL).

For more information about Microsoft Dynamics™ SL, visit: [www.synergybusiness.com](http://www.synergybusiness.com) or call 800.481.8590

This document is for information purposes only.

MICROSOFT MAKES NO WARRANTIES, EXPRESS, IMPLIED, OR STATUTORY, AS TO THE INFORMATION IN THIS DOCUMENT.

© 2005 Microsoft Corporation. All rights reserved.  
Microsoft, The Microsoft Dynamics Logo, are either registered trademarks or trademarks of Microsoft Corporation or Microsoft Business Solutions ApS in the United States and/or other countries. Microsoft Business Solutions ApS is a subsidiary of Microsoft Corporation.

